

06.

06. Education and science

06.

06.01.

e

	203
T-06.01.1:	2013/14 - 2017/18.....	205
T-06.01.2:	2017/2018.....	206
T-06.01.3:	207
T-06.01.4:	208
T-06.01.5:	2017/2018.....	209
-06.01.1:	210
-06.01.2:	210
-06.01.3:	210
-10:	2015/2016 - 2018/2019.....	211
T-06.01.6:	2018/2019.....	212
T-06.01.7:	220
T-06.01.8:	225
T-06.01.09:	230
T-06.01.10:	2018.....	242
T-06.01.11:	249
T-06.01.12:	250
T-06.01.13:	2018.....	251

06.02

	257
T-06.02.1:	-	
, 2017.....		258
T-06.02.2:	-	
, 2017.....		260
T-06.02.3:	-	
, 2017.....		262
T-06.02.4:	-	
, 2017.....		264
T-06.02.5:	-	
, 2017.....		265
T-06.02.6:	-	
() ¹⁾ , 2017.....		266
T-06.02.7:	-	
, 2017.....		268
T-06.02.8:	-	
, 2017.....		269
T-06.02.9:	-	
, 2017.....		270
T-06.02.10:	-	
, 2017.....		274
T-06.02.11:	-	
, 2017.....		278
-06.02.1:	-	
.....		279


06. Education

06.01. Levels of education 204

Sources and methods of data collection.....	204
T-06.01.1: Pupils and students who completed education in the period 2013/14 – 2017/18.....	205
T-06.01.2: Schools, pupils and teachers, school year 2017/2018.....	206
T-06.01.3: Primary and lower secondary schools according to language of instruction	207
T-06.01.4: Upper secondary schools according to language of instruction	208
T-06.01.5: Pupils who finished regular upper secondary school, 2017/2018.....	209
G-06.01.1: Pupils who finished regular primary and lower secondary school	210
G-06.01.2: Pupils who finished regular upper secondary school	210
G-06.01.3: Graduated students.....	210
Map-10: Enrolled students in regular primary and lower secondary schools, 2015/2016 - 2018/2019.....	211
T-06.01.6: Teachers and other instructional staff at public and private faculties grouped according to title, 2018/2019.....	212
T-06.01.7: Teachers at public and private tertiary education institutions	220
T-06.01.8: Students at public and private tertiary education institutions.....	225
T-06.01.09: Total number of students and full-time students by gender and year of studies	230
T-06.01.10: Graduated students by mode of study and gender, 2018	242
T-06.01.11: Full-time students graduating in due time and after due time.....	249
T-06.01.12: Doctors, masters and specialists according to scientific field.....	250
T-06.01.13: Doctors, masters and specialists, 2018.....	251

06.02. Scientific-research activities

Notes on methodology.....	257
T-06.02.1: Persons in paid employment in R&D by type of employment and field of science, 2017.....	258
T-06.02.2: Number of persons in paid employment in research and development for definite and indefinite period, by educational attainment, 2017	260
T-06.02.3: Number of persons in paid employment in research and development for definite and indefinite period, by educational attainment, 2017	262
T-06.02.4: Persons in paid employment in R&D for indefinite and definite period by age and sector of performance, 2017.....	264
T-06.02.5: Persons in paid employment in R&D for indefinite and definite period by age and sector of performance, 2017.....	265
T-06.02.6: Persons in full-time paid employment in R&D and full-time equivalent (FTE) ¹⁾ by sector of performance, 2017.....	266
T-06.02.7: Funding sources of research organisations by sector of performance, 2017	268
T-06.02.8: Total expenditures for R&D by sector of performance and by type of expenditure, 2017.....	269
T-06.02.9: Finished research projects by sector, field of science of the entity, client and type of research, 2017.....	270
T-06.02.10: Unfinished research projects by sectors, field of science, type of activity and client, 2017.....	274
T-06.02.11: Income from research and development activities for finished and unfinished research projects by field of science, 2017	278
G-06.02.1: Persons in paid employment in R&D for indefinite and definite period by educational attainment and sector of performance.....	279



Sources and methods of data collection

Data on primary and lower secondary schools, upper secondary schools, higher education institutions and faculties are collected by means of regular annual statistical surveys.

Scope

The annual statistical reports on education cover all types of schools. The data on primary, lower secondary and upper secondary schools refer to the end of the school year, while the data on higher education institutions – advanced vocational schools and faculties, refer to the winter semester when the students enrolled.

Definitions

The term school means any educational institution or other educational unit which provides instruction of a particular type, under a specific curriculum and syllabus, irrespective of whether the organization has an independent administration or is operating under the management of another administration. Each separate geographical unit shall also be deemed a school unit.

Primary and lower secondary education covers the following types of schools:

- Regular primary and lower secondary schools
- Special primary and lower secondary schools for children with special educational needs
- Adult primary and lower secondary schools which enable persons over 15 years of age to complete primary education.
- Supplementary education schools refer to the primary music and ballet schools which are attended by pupils in addition to their regular primary education.

Upper secondary education covers:

- Regular upper secondary schools, where the pupils select one of the 30 vocational training courses or general high schools (existing since the beginning of the school year 1991/92). The data on graduated pupils refer to the total number of graduated pupils (full-time and part-time).
- Special upper secondary schools for persons with special educational needs provide the students with an opportunity to receive a specific type of vocational training.
- Religious upper secondary schools

The tertiary education covers higher education and faculties

According to the Law on Higher Education, tertiary education institutions are: university, faculties and higher education institutions. Schools of arts that pursue fine arts activities may also have the title of an Art Academy.

Instruction at faculties lasts from 6 to 12 semesters

Instruction in higher education institutions lasts 6 semesters

T-06.01.1:

2013/14– 2017/18

T-06.01.1: Pupils and students who completed education in the period 2013/14– 2017/18

	Tertiary education										
	1)	2)	3)	3)	-	-	-	-	-	-	-
	Primary and lower secondary education ¹⁾	Upper secondary education ²⁾	Higher vocational education ³⁾	total ³⁾	natural sciences and mathematics	technical sciences	medical sciences	bio-technical sciences	social sciences and humanities	Holders of doctorate	Masters of science and specialists
2013/14	21 355	23 936	213	9 650	393	1 695	726	396	6 440	206	2 038
2014/15	21 641	23 516	143	8 315	366	1 010	706	398	5 835	246	2 440
2015/16	16 710	21 957	147	8 100	405	1 152	758	317	5 468	197	2 021
2016/17	20 662	21 577	213	8 332	396	1 235	663	331	5 707	209	1 997
2017/18	20 554	20 120	150	7 548	407	1 217	928	323	4 673	243	1 885

T-06.01.2

2017/2018

T-06.01.2 Schools, pupils and teachers, school year 2017/2018

	Schools	Classes	Pupils		Finished school	Teachers			
			total	females		total	women	full-time	
			988	10 818		1 885 517	914 428	20 554	
44	204	1 165	477	134	326	257	298	Special primary and lower secondary schools	
12	40	464	163	267	42	22	29	Primary and lower secondary schools for adults	
131	3 494	70 861	34 195	20 120	7 418	4 466	6 371	Regular secondary schools	
77	1 350	28 698	15 202	7 682	-	-	-	High school education ¹⁾	
1)	86	2 081	41 068	18 469	12 152	-	-	-	Vocational training ¹⁾
1)	8	63	1 095	524	286	-	-	-	Art education
	4	60	225	63	75	79	39	64	Special upper secondary schools
	2	13	244	-	64	37	1	37	Religious upper secondary schools
	1	5	50	-	10	10	-	10	Orthodox school
	1	8	194	-	54	27	1	27	Islamic school
	17	-	4 797	2 747	433	418	235	374	Supplementary education schools (primary and lower secondary music and ballet schools)

1)

¹⁾ The data indicate the number of schools of general education or vocational training and do not provide a vertical real total of regular upper secondary schools

T-06.01.3

T-06.01.3 Primary and lower secondary schools according to language of instruction

	Regular schools				Special schools				Adult schools			
	schools ¹⁾	classes	pupils	teachers	schools ¹⁾	classes	pupils	teachers	schools ¹⁾	classes	pupils	teachers
	/ Total											
2013/14	990	10 664	190 541	17 624	45	174	809	284	11	36	285	60
2014/15	989	10 689	188 361	17 664	44	184	834	317	11	34	303	48
2015/16	990	10 621	185 119	17 791	45	178	740	275	12	35	285	48
2016/17	991	10 830	190 225	17 935	45	205	1 215	324	12	40	481	44
2017/18	988	10 818	188 517	18 178	44	204	1 165	326	12	40	464	42
	/ Macedonian											
2013/14	729	6 853	122 929	11 474	39	164	734	270	8	28	229	50
2014/15	629	6 860	120 716	11 406	39	174	767	304	8	25	216	38
2015/16	725	6 783	119 550	11 437	39	169	659	261	9	26	198	38
2016/17	730	6 945	123 250	11 542	38	193	1 111	308	9	33	361	36
2017/18	728	6 930	121 431	11 763	38	192	1 089	314	9	33	354	34
	/ Albanian											
2013/14	291	3 394	61 298	5 447	6	10	75	14	3	8	56	10
2014/15	289	3 435	61 608	5 559	5	10	67	13	3	9	87	10
2015/16	294	3 424	59 437	5 538	6	9	81	14	3	9	87	10
2016/17	290	3 486	60 578	5 685	7	12	104	16	3	7	120	8
2017/18	289	3 472	60 218	6 496	7	12	76	12	3	7	110	8
	/ Turkish											
2013/14	63	374	5 821	620	-	-	-	-	-	-	-	-
2014/15	63	356	5 566	618	-	-	-	-	-	-	-	-
2015/16	64	370	5 591	724	-	-	-	-	-	-	-	-
2016/17	63	364	5 976	647	-	-	-	-	-	-	-	-
2017/18	63	376	6 445	661	-	-	-	-	-	-	-	-
	/ Serbian											
2013/14	8	43	493	83	-	-	-	-	-	-	-	-
2014/15	8	38	471	81	-	-	-	-	-	-	-	-
2015/16	5	24	258	55	-	-	-	-	-	-	-	-
2016/17	5	16	141	33	-	-	-	-	-	-	-	-
2017/18	5	21	159	42	-	-	-	-	-	-	-	-
	/ Bosniak											
2015/16	3	20	283	37	-	-	-	-	-	-	-	-
2016/17	2	19	280	28	-	-	-	-	-	-	-	-
2017/18	2	19	264	38	-	-	-	-	-	-	-	-

1)

1) Total number of schools according to language of instruction does not add up due to bilingual instruction in some of the schools

T-06.01.4

T-06.01.4: Upper secondary schools according to language of instruction

	Regular secondary schools				Special secondary schools			
	schools ¹⁾	classes	pupils	teachers	schools	classes	pupils	teachers
	/ Total							
2013/14	115	3 457	84 827	7 421	4	58	279	87
2014/15	118	3 494	81 788	7 345	4	59	260	90
2015/16	121	3 447	77 625	7 289	4	60	236	88
2016/17	131	3 481	72 482	7 533	4	61	221	98
2017/18	130	3 494	70 861	7 418	4	60	225	79
	/ Macedonian							
2013/14	96	2 371	56 746	4 972	4	58	279	87
2014/15	98	2 382	54 858	4 850	4	59	260	90
2015/16	103	2 379	53 072	4 924	4	60	236	88
2016/17	109	2 361	48 747	4 856	4	61	221	98
2017/18	100	2 374	48 135	4 802	4	60	225	79
	/ Albanian							
2013/14	36	926	24 823	1 985	-	-	-	-
2014/15	36	919	23 308	2 030	-	-	-	-
2015/16	37	896	21 623	1 863	-	-	-	-
2016/17	40	944	20 824	2 158	-	-	-	-
2017/18	41	953	20 088	2 135	-	-	-	-
	/ Turkish							
2013/14	13	74	1 710	226	-	-	-	-
2014/15	12	79	1 574	227	-	-	-	-
2015/16	12	65	1 132	194	-	-	-	-
2016/17	12	82	1 352	229	-	-	-	-
2017/18	12	78	1 226	191	-	-	-	-
	/ English							
2013/14	10	86	1 548	238	-	-	-	-
2014/15	10	114	2 048	283	-	-	-	-
2015/16	12	107	1 798	308	-	-	-	-
2016/17	11	94	1 559	290	-	-	-	-
2017/18	11	89	1 412	290	-	-	-	-

1)

1) The number of schools does not correspond to the total number because of the bilingual or trilingual instruction in some schools

T-06.01.5

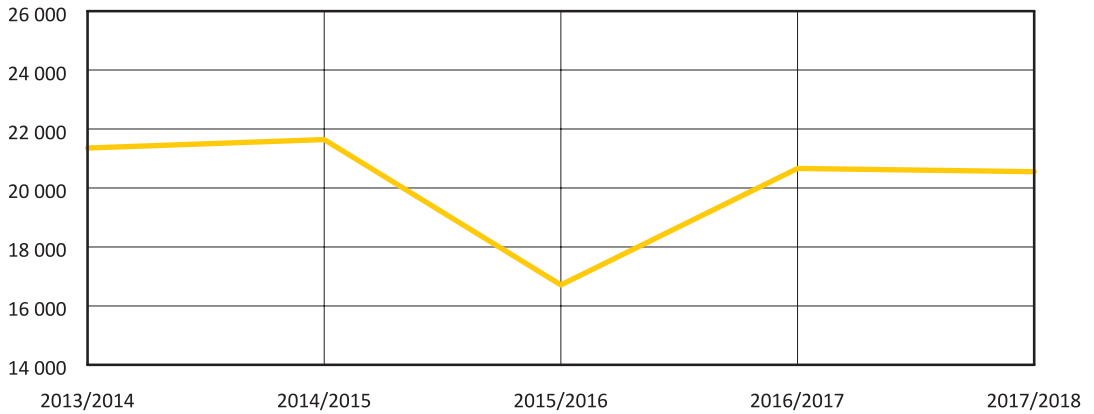
2017/2018

T-06.01.5 Pupils who finished regular upper secondary school, 2017/2018

	Pupils, total		Full-time pupils		Part-time pupils		
	all	female	all	female	all	female	
	20 120	9 593	18 195	8 878	1 925	715	TOTAL
							General education
	617	400	617	400	-	-	Linguistic gymnasium
-	2 700	1 457	2 697	1 457	3	-	Gymnasium of natural sciences and mathematics
	4 365	2 234	4 112	2 145	253	89	General gymnasium
							Vocational training
-	366	116	311	105	55	11	Agriculture and veterinary medicine
-	171	44	146	42	25	2	Forestry and wood processing
-	58	17	54	14	4	3	Geology, mining and extractive and metallurgy
-	276	140	217	119	59	21	Textile and leather processing
-	375	96	332	95	43	1	Architecture and geodesy
-	1 195	621	1 040	552	155	69	Economics, law and trade
	23	8	23	8	-	-	Agriculture
	31	10	31	10	-	-	Veterinary
	29	10	27	9	2	1	Food processing
	5	-	-	-	5	-	Mining
	1 304	65	1 002	38	302	27	Mechanical engineering
	1 593	276	1 427	259	166	17	Electrical engineering
-	428	213	343	175	85	38	Chemical engineering
	2	1	-	-	2	1	Textile
	76	34	68	30	8	4	Graphic design
	513	384	430	326	83	58	Personal services
	29	-	29	-	-	-	Civil engineering
	573	204	517	186	56	18	Transport
	12	3	8	-	4	3	Trade
-	719	247	526	192	193	55	Tourism and hospitality
	803	417	789	409	14	8	Economics
	554	372	523	362	31	10	Law
	2 803	2 038	2 478	1 768	325	270	Medical
	184	58	153	54	31	4	Physical education
-	30	-	22	-	8	-	Automotive technology
							Arts
	54	28	44	26	10	2	Fine arts
	208	83	206	81	2	2	Music
	24	17	23	16	1	1	Ballet

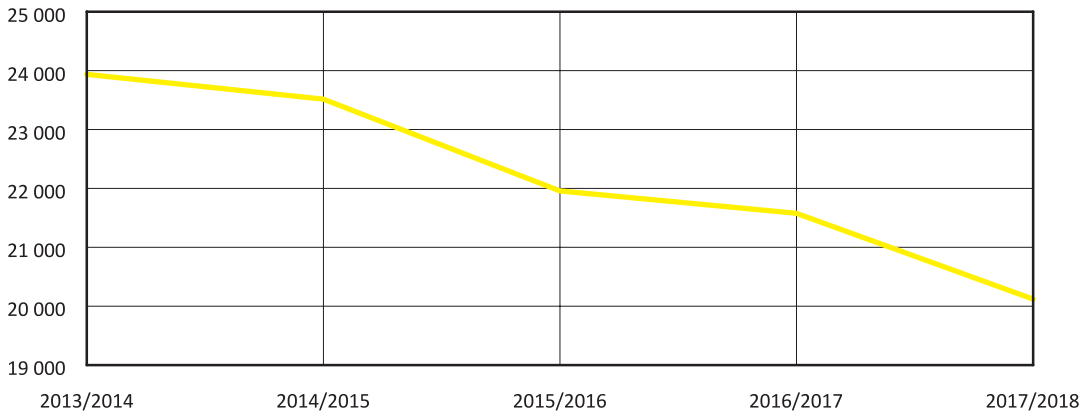
-06.01.1:

G-06.01.1: Pupils who finished regular primary and lower secondary school



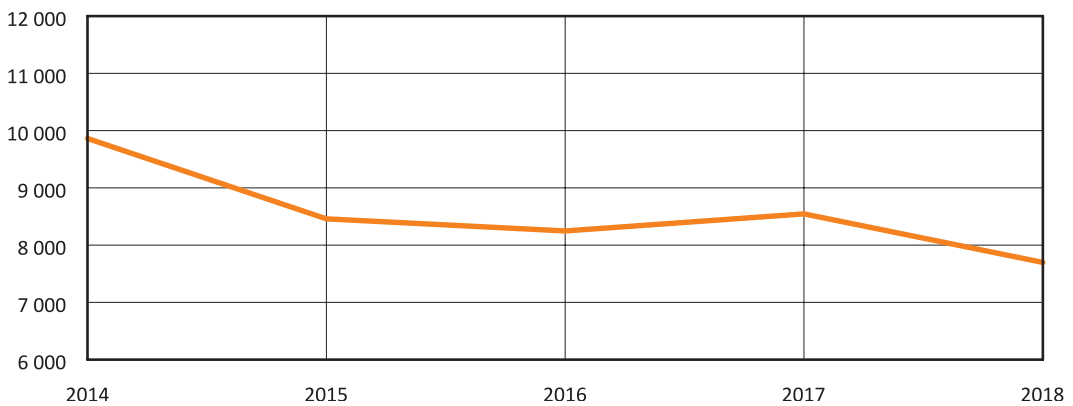
-06.01.2

G-06.01.2 Pupils who finished regular upper secondary school



-06.01.3

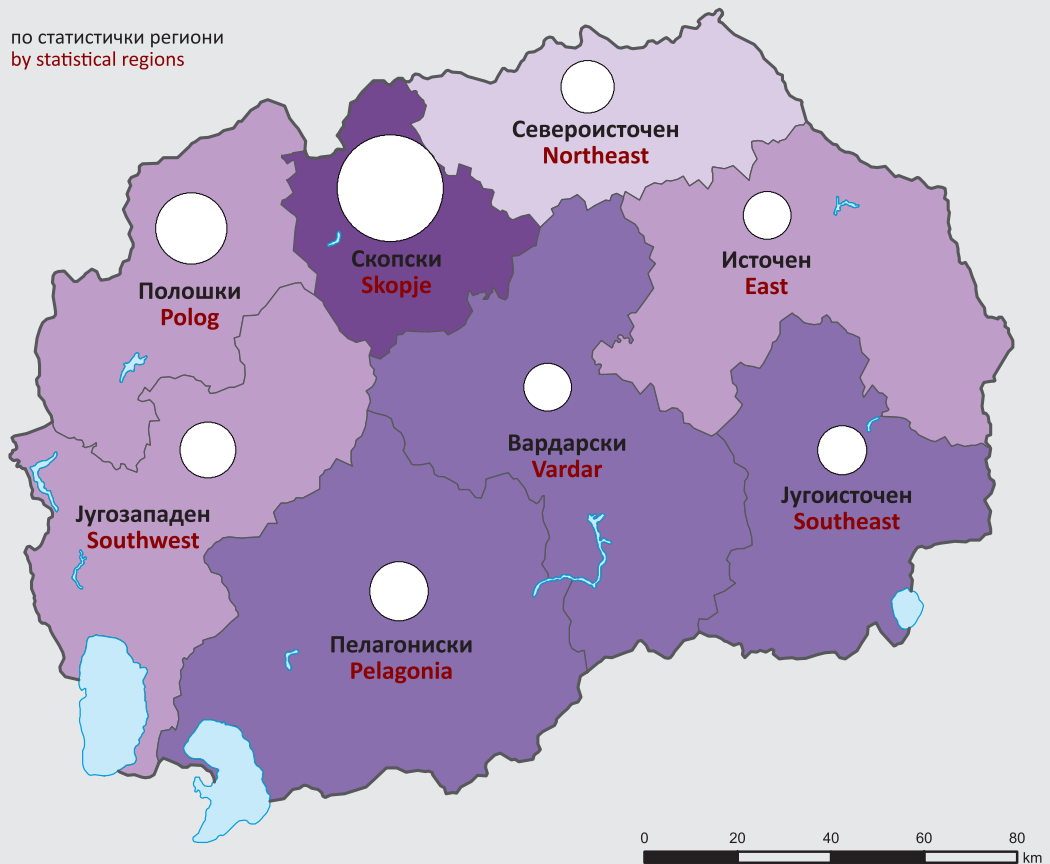
G-06.01.3 Graduated students



ЗАПИШАНИ УЧЕНИЦИ ВО РЕДОВНИТЕ ОСНОВНИ УЧИЛИШТА, 2015/2016 - 2018/2019
ENROLLED STUDENTS IN REGULAR PRIMARY AND LOWER SECONDARY SCHOOLS, 2015/2016 - 2018/2019

M10

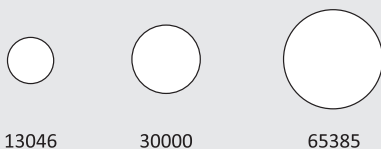
по статистички региони
by statistical regions



Пораст/опаѓање на бројот на запишани ученици, во %:
Increase/decrease in the number of enrolled students, in %:



Запишани ученици во редовните основни училишта,
2018/2019:
Enrolled students in regular primary and
lower secondary schools, 2018/2019:



Запишани ученици во редовните
основни училишта, 2015/2016:
Enrolled students in regular primary and
lower secondary schools, 2015/2016: 185992

Запишани ученици во редовните
основни училишта, 2018/2019:
Enrolled students in regular primary and
lower secondary schools, 2018/2019: 188102

Пораст во бројот на запишани
ученици, во %:
Increase in the number of enrolled
students, in %: 1,1

Извор: Државен завод за статистика
Source: State Statistical Office

T-06.01.6		, 2018/2019					
		/ Teachers					
		è					
		Total	all	full time professor	associate professor	docent	senior lecturer at faculty
		4 323	3 101	1 266	854	871	38
		3 544	2 520	1 110	666	683	25
		745	556	152	174	181	13
		34	25	4	14	7	-
	-	35	35	2	1	1	7
	" -	1 816	1 425	740	323	337	13
	-	123	110	68	27	15	-
		30	28	10	11	7	-
		52	41	19	7	15	-
		67	60	37	8	15	-
		77	67	37	12	18	-
	-	51	49	29	9	11	-
		571	288	135	59	94	-
		82	64	28	6	30	-
		32	32	14	9	9	-
		42	31	14	7	10	-
		71	69	47	11	11	-
		19	19	15	2	2	-
		50	47	19	16	12	-
		80	75	31	27	17	-
		109	107	66	32	9	-
		109	100	55	18	19	8
		37	35	15	17	3	-
		37	36	20	6	3	5
		18	18	13	3	2	-
		44	44	25	14	5	-
		27	27	15	2	10	-
		14	14	12	1	1	-
		74	64	16	19	19	-

T-06.01.6 Teachers and other instructional staff at public and private faculties grouped according to title, 2018/2019

/ Teachers				Supporting staff	
lecturer at faculty	professor at advanced vocational training schools	lecturer at advanced vocational training school			
11	29	32	1 222	Total	
10	14	12	1 024	Public tertiary institutions	
1	15	20	189	Private tertiary institutions	
-	-	-	9	Religious faculties	
				Public tertiary institutions	
				Higher vocational schools	
-	13	11	-	Higher Medical School - Bitola	
				Universities	
10	1	1	391	University "Ss. Cyril and Methodius" - Skopje	
-	-	-	13	Faculty of Natural Sciences and Mathematics	
-	-	-	2	Faculty of Architecture	
-	-	-	11	Faculty of Civil Engineering	
-	-	-	7	Faculty of Mechanical Engineering	
-	-	-	10	Faculty of Electrical Engineering and Information Technologies	
-	-	-	2	Faculty of Technology /Metallurgy	
-	-	-	283	Faculty of Medical Sciences	
-	-	-	18	Faculty of Dentistry	
-	-	-	-	Faculty of Pharmacy	
-	-	-	11	Faculty of Veterinary Medicine	
-	-	-	2	Faculty of Agricultural Sciences and Food	
-	-	-	-	Faculty of Forestry	
-	-	-	3	Faculty of Economics	
-	-	-	5	Faculty of Law	
-	-	-	2	Faculty of Philosophy	
-	-	-	9	Faculty of Philology	
-	-	-	2	Faculty of Pedagogy	
-	1	1	1	Faculty of Physical Education, Sport and Health	
-	-	-	-	Faculty of Fine Arts	
-	-	-	-	Faculty of Music Arts	
-	-	-	-	Faculty of Dramatic Arts	
-	-	-	-	Faculty of Design and Technology of Furniture and Interior	
10	-	-	10	Faculty of Information Science and Computer Engineering	

T-06.01.6		, 2018/2019					
		/ Teachers					
		Total	è				
			all	full time professor	associate professor	docent	senior lecturer at faculty
"	" -	297	276	127	108	41	-
		53	52	32	16	4	-
		16	14	5	6	3	-
		21	20	7	11	2	-
		30	29	11	14	4	-
	-	38	37	16	18	3	-
	-	35	34	23	8	3	-
	-	41	41	20	16	5	-
	-	30	23	5	12	6	-
	-	11	11	3	3	5	-
	-	22	15	5	4	6	-
"	" -	573	360	122	120	113	5
		30	20	4	7	4	5
		26	21	3	9	9	-
		33	28	16	4	8	-
		27	20	10	4	6	-
		18	18	5	3	10	-
	-	17	16	2	7	7	-
	-	22	21	10	4	7	-
	-	46	18	11	6	1	-
	-	219	104	36	36	32	-
	-	9	7	3	1	3	-
	-	12	9	3	3	3	-
	-	11	9	3	4	2	-
	-	21	18	3	8	7	-
	-	64	40	12	19	9	-
	-	10	7	-	4	3	-
	-	8	4	1	1	2	-
"	" -	28	17	2	2	13	-
		2	1	-	-	1	-
		7	4	-	1	3	-
		7	4	-	1	3	-
		6	4	1	-	3	-
		6	4	1	-	3	-

T-06.01.6 Teachers and other instructional staff at public and private faculties grouped according to title, 2018/2019

/ Teachers

				Supporting staff	
lecturer at faculty	professor at advanced vocational training schools	lecturer at advanced vocational training school			
-	-	-	21	University "St. Kliment Ohridski" - Bitola	
-	-	-	1	Faculty of Technical Engineering	
-	-	-	2	Faculty of Biotechnical Sciences	
-	-	-	1	Faculty of Information and Communication Technologies	
-	-	-	1	Faculty of Pedagogy	
-	-	-	1	Faculty of Economics - Prilep	
-	-	-	1	Faculty of Tourism and Hospitality - Ohrid	
-	-	-	-	Faculty of Security - Skopje	
-	-	-	7	Faculty of Law - Kichevo	
-	-	-	-	Technical/Technological Faculty - Veles	
-	-	-	7	Faculty of Veterinary Medicine	
-	-	-	213	University "Goce Delchev" - Shtip	
-	-	-	10	Faculty of Philology	
-	-	-	5	Faculty of Computer Science and Information Technology	
-	-	-	5	Faculty of Natural and Technical Sciences	
-	-	-	7	Faculty of Agriculture	
-	-	-	-	Faculty of Economics	
-	-	-	1	Faculty of Law - Kocani	
-	-	-	1	Faculty of Pedagogy	
-	-	-	28	Faculty of Music Art	
-	-	-	115	Faculty of Medical Sciences	
-	-	-	2	Faculty of Electrical Engineering - Radovis	
-	-	-	3	Technical/Technological Faculty - Probistip	
-	-	-	2	Faculty of Mechanical Engineering - Vinica	
-	-	-	3	Faculty of Tourism and Business Logistics - Gevgelija	
-	-	-	24	Military Academy - Skopje	
-	-	-	3	Art Academy	
-	-	-	4	Film Academy	
-	-	-	11	University for Information Science and Technology "St. Paul the Apostle" - Ohrid	
-	-	-	1	Faculty of Information Theory and Analysis	
-	-	-	3	Faculty of Information Systems, Visualization, Digital Multimedia and Animation Technology	
-	-	-	3	Faculty of Computer Science and Engineering	
-	-	-	2	Faculty of Communication Networks and Security	
-	-	-	2	Faculty of Mechanical Engineering and Robotics	

T-06.01.6

, 2018/2019

/ Teachers

	Total	è				
		all	full time professor	associate professor	docent	senior lecturer at faculty
	723	364	111	100	153	-
-	102	50	13	13	24	-
	12	9	1	3	5	-
	60	39	6	14	19	-
	45	25	3	5	17	-
	183	55	15	11	29	-
	66	50	28	14	8	-
	65	35	13	10	12	-
	87	48	15	11	22	-
	22	18	8	6	4	-
	66	29	7	11	11	-
-	15	6	2	2	2	-
" "	72	43	6	12	25	-
	8	3	1	1	1	-
	11	6	1	2	3	-
	20	14	2	2	10	-
	23	14	-	5	9	-
	10	6	2	2	2	-
	18	9	4	3	2	-
-	16	16	-	11	5	-
-	45	41	2	4	2	9
-	69	46	11	15	19	1
	11	8	1	4	3	-
	15	10	3	3	4	-
	7	5	1	-	3	1
	29	18	4	6	8	-
	7	5	2	2	1	-
-	117	101	28	48	25	-
	25	22	2	15	5	-
	20	16	4	4	8	-
-	29	27	7	13	7	-
	18	17	9	6	2	-
,	25	19	6	10	3	-
-	85	73	22	19	31	-
	11	10	2	3	5	-
	13	11	3	5	3	-

T-06.01.6 Teachers and other instructional staff at public and private faculties grouped according to title, 2018/2019

/ Teachers					
				Supporting staff	
lecturer at faculty	professor at advanced vocational training schools	lecturer at advanced vocational training school			
-	-	-	359	State University - Tetovo	
-	-	-	52	Faculty of Natural Sciences and Mathematics	
-	-	-	3	Faculty of Food Technology and Nutrition	
-	-	-	21	Faculty of Law	
-	-	-	20	Faculty of Economics	
-	-	-	128	Faculty of Medical Sciences	
-	-	-	16	Faculty of Arts	
-	-	-	30	Faculty of Philosophy	
-	-	-	39	Faculty of Philology	
-	-	-	4	Faculty of Physical Education	
-	-	-	37	Faculty of Applied Sciences	
-	-	-	9	Faculty of Business Administration OKumanovo	
-	-	-	29	University "Mother Teresa" - Shkup	
-	-	-	5	Construction and architecture	
-	-	-	5	Faculty of Information Science	
-	-	-	6	Faculty of Social Sciences	
-	-	-	9	Faculty of Technical Sciences	
-	-	-	4	Faculty of Technology	
RELIGIOUS FACULTIES					
-	-	-	9	Orthodox Faculty of Theology	
-	-	-	-	Faculty of Islamic Sciences OSkopje	
PRIVATE TERTIARY INSTITUTIONS					
Higher vocational schools					
-	10	14	4	Business Academy Smilevski - BAS	
Universities					
-	-	-	23	European University OSkopje	
-	-	-	3	Faculty of Art and Design	
-	-	-	5	Faculty of Economics	
-	-	-	2	Information and technology University	
-	-	-	11	Faculty of Dentistry	
-	-	-	2	Faculty of Detectives and Criminology	
-	-	-	16	SEE University OTetovo	
-	-	-	3	Faculty of Contemporary Sciences and Technologies	
-	-	-	4	Faculty of Law	
-	-	-	2	Faculty of Business Economics	
-	-	-	1	Faculty of Public Administration and Political Sciences	
-	-	-	6	Faculty of Languages, Culture and Communications	
1	-	-	12	FON University - Skopje	
-	-	-	1	Faculty of Design and Multimedia	
-	-	-	2	Faculty of Law	

T-06.01.6		, 2018/2019					
		/ Teachers					
		è					
		Total	all	full time professor	associate professor	docent	senior lecturer at faculty
		9	9	2	4	3	-
		13	11	5	2	4	-
		9	4	1	1	2	-
		5	5	2	2	1	-
		9	7	2	-	4	-
		7	7	3	1	3	-
		9	9	2	1	6	-
-		110	56	14	17	19	-
		24	8	5	2	1	-
		10	5	3	1	1	-
		30	18	3	9	6	-
		12	10	2	2	6	-
		7	3	-	1	2	-
		12	6	1	2	3	-
		15	6	-	-	-	-
	" "	41	18	1	3	14	-
		9	3	1	-	2	-
		7	3	-	-	3	-
		8	3	-	-	3	-
		10	5	-	3	2	-
		7	4	-	-	4	-
	-	44	32	8	6	18	-
-	-	58	40	8	7	25	-
	" "	107	87	53	34	-	-
		23	19	13	6	-	-
		32	27	18	9	-	-
		11	11	6	5	-	-
		19	14	7	7	-	-
		22	16	9	7	-	-
-	-	8	8	-	-	-	3
	" "	15	14	-	6	8	-
-	-	46	40	5	15	20	-

T-06.01.6 Teachers and other instructional staff at public and private faculties grouped according to title, 2018/2019

/ Teachers				Supporting staff	
lecturer at faculty	professor at advanced vocational training schools	lecturer at advanced vocational training school			
-	-	-	-	-	Faculty of Political Sciences, Diplomacy and Journalism
-	-	-	2	-	Faculty of Economic Sciences
-	-	-	5	-	Faculty of Applied Foreign Languages
-	-	-	-	-	Faculty of Detectives and Security
1	-	-	2	-	Faculty of Information Sciences and Communication Technologies
-	-	-	-	-	Faculty of Sport Management
-	-	-	-	-	Faculty of Architecture
-	-	6	54	-	American College - Skopje
-	-	-	16	-	Faculty of Architecture and Design
-	-	-	5	-	Faculty of Computer Science and IT
-	-	-	12	-	Faculty of Business Economics and Organizational Sciences
-	-	-	2	-	Faculty of Political Sciences
-	-	-	4	-	Faculty of Foreign Languages
-	-	-	6	-	Faculty of Law
-	-	6	9	-	International High School of Architecture and Design
-	-	-	23	-	International University Vision
-	-	-	6	-	Faculty of Architecture
-	-	-	4	-	Faculty of Economics
-	-	-	5	-	Faculty of Computer Sciences
-	-	-	5	-	Faculty of Law
-	-	-	3	-	Faculty of Social Sciences
-	-	-	12	-	University of Tourism and Management - Skopje
-	-	-	18	-	MIT - Management and Information Technologies - Skopje
-	-	-	20	-	International Slavic University "Gavrilo Romanovic Derzavin" - Sveti Nikole
-	-	-	4	-	Faculty of Security and Engineering
-	-	-	5	-	Faculty of Economics and Organization of Entrepreneurship
-	-	-	-	-	Information and technology University
-	-	-	5	-	Faculty of Law
-	-	-	6	-	Faculty of Psychology
-	5	-	-	-	Faculty of Business Economics - Skopje
-	-	-	1	-	Private tertiary institution - Euro College - Kumanovo
-	-	-	6	-	University for Audiovisual Arts - ESRA

T-06.01.7:

T-06.01.7: Teachers at public and private tertiary education institutions

	Teachers		Supporting staff		
	total	full-time	total	full-time	
					FACULTIES AND HIGHER VOCATIONAL SCHOOLS, TOTAL
2014/2015	2 453	1 998	1 163	904	2014/2015
2015/2016	2 801	2 227	1 179	771	2015/2016
2016/2017	2 923	2 495	1 191	762	2016/2017
2017/2018	2 961	2 273	1 169	433	2017/2018
2018/2019	3 101	2 342	1 222	409	2018/2019
					TOTAL
	2 520	1 968	1 024	295	Public tertiary institutions
	556	352	189	105	Private tertiary institutions
	25	22	9	9	Religious faculties
					Public tertiary institutions
	35	9	-	-	- Higher vocational schools
	35	9	-	-	- Higher Medical School - Bitola
					Universities
" . "	1 425	1 158	391	114	University "Ss. Cyril and Methodius" - Skopje
-	110	110	13	12	Faculty of Natural Sciences and Mathematics
	28	28	2	2	Faculty of Architecture
	41	41	11	11	Faculty of Civil Engineering
	60	60	7	7	Faculty of Mechanical Engineering
	67	67	10	10	Faculty of Electrical Engineering and Information Technologies
-	49	49	2	2	Faculty of Technology/Metallurgy
	288	85	283	25	Faculty of Medical Sciences
	64	-	18	-	Faculty of Dentistry
	32	32		-	Faculty of Pharmacy
	31	31	11	11	Faculty of Veterinary Medicine
	69	69	2	2	Faculty of Agricultural Sciences and Food
	19	19	-	-	Faculty of Forestry
	47	47	3	3	Faculty of Economics
	75	75	5	5	Faculty of Law
	107	107	2	2	Faculty of Philosophy
	100	100	9	9	Faculty of Philology

T-06.01.7:

T-06.01.7: Teachers at public and private tertiary education institutions

				Teachers		Supporting staff		
				total	full-time	total	full-time	
				35	35	2	2	Faculty of Pedagogy
				36	36	1	1	Faculty of Physical Education Sport and Health
				18	18	-	-	Faculty of Fine Arts
				44	44	-	-	Faculty of Music Arts
				27	27	-	-	Faculty of Dramatic Arts
				14	14	-	-	Faculty of Design and Technology of Furniture and Interior
				64	64	10	10	Faculty of Information Science and Computer Engineering
	"	"		276	246	21	20	University "St. Kliment Ohridski" - Bitola
				52	52	1	1	Faculty of Technical Engineering
				14	14	2	2	Faculty of Biotechnical Sciences
				20	20	1	1	Faculty of Administration and Management of Information Systems
				29	20	1	1	Faculty of Pedagogy
	-			37	33	1	1	Faculty of Economics - Prilep
	-			41	31	-	-	Faculty of Security - Skopje
	-			23	23	7	7	Faculty of Law - Kichevo
	-	-		11	11	-	-	Technical-Technological Faculty - Veles
	-			15	8	7	6	Faculty of Veterinary Medicine - Bitola
		-		34	34	1	1	Faculty of Tourism and Hospitality - Ohrid
	"	" -		360	263	213	58	University "Goce Delchev" - Shtip
				20	20	10	10	Faculty of Philology
				21	20	5	5	Faculty of Computer Science and Information Technology
				28	28	5	5	Faculty of Natural and Technical Sciences
				20	20	7	5	Faculty of Agriculture
				18	18	-	-	Faculty of Economics
	-			16	16	1	1	Faculty of Law - Kocani
				21	21	1	1	Faculty of Pedagogy
				18	18	28	1	Faculty of Music Art
				104	32	115	14	Faculty of Medical Sciences
	-			7	7	2	2	Faculty of Electrical Engineering-Radovis
	-			9	7	2	2	Faculty of Mechanical Engineering - Vinica

T-06.01.7:

T-06.01.7: Teachers at public and private tertiary education institutions

		Teachers		Supporting staff		
		total	full-time	total	full-time	
-	-	18	18	3	3	Faculty of Tourism and Business Logistics - Gevgelija
-	-	9	9	3	3	Technical-Technological Faculty - Probištip
-	-	40	19	24	6	Military Academy - Skopje
-	-	7	7	3	-	Art Academy
-	-	4	3	4	-	Film Academy
-	-	17	17	11	11	University for Information Science and Technology "St. Paul the Apostle" - Ohrid
-	-	1	1	1	1	Faculty of Information Theory and Analysis
-	-	4	4	3	3	Faculty of Information Systems, Visualization, Digital Multimedia and Animation Technology
-	-	4	4	3	3	Faculty of Computer Science and Engineering
-	-	4	4	2	2	Faculty of Communication Networks and Security
-	-	4	4	2	2	Faculty of Mechanical Engineering and Robotics
-	-	364	232	359	63	State University - Tetovo
-	-	50	40	52	11	Faculty of Natural Sciences and Mathematics
-	-	9	9	3	-	Faculty of Food Technology and Nutrition
-	-	50	32	16	-	Faculty of Arts
-	-	39	29	21	10	Faculty of Law
-	-	25	25	20	20	Faculty of Economics
-	-	55	-	128	-	Faculty of Medical Sciences
-	-	35	27	30	3	Faculty of Philosophy
-	-	48	35	39	9	Faculty of Philology
-	-	18	18	4	4	Faculty of Physical Education
-	-	29	11	37	6	Faculty of Applied Sciences
-	-	6	6	9	-	Faculty of Business Administration - Kumanovo
-	-	43	43	29	29	University "Mother Teresa" - Shtip
-	-	3	3	5	5	Construction and architecture
-	-	6	6	5	5	Faculty of Information Science
-	-	14	14	6	6	Faculty of Social Sciences

T-06.01.7:

T-06.01.7: Teachers at public and private tertiary education institutions

	Teachers		Supporting staff		
	total	full-time	total	full-time	
	14	14	9	9	Faculty of Technical Sciences
	6	6	4	4	Faculty of Technology
					RELIGIOUS FACULTIES
	9	9	9	9	Orthodox Faculty of Theology
-	16	13	-	-	Faculty of Islamic Sciences - Skopje
					PRIVATE TERTIARY INSTITUTIONS
					Higher vocational schools
-	41	10	4	-	Business Academy Smilevski - BAS
					Universities
-	46	29	23	22	European University - Skopje
	8	6	3	3	Faculty of Art and Design
	5	5	2	2	Faculty of Detectives and Criminology
	10	10	5	5	Faculty of Economics
	5	5	2	2	Information and technology University
	18	3	11	10	Faculty of Dentistry
-	101	74	16	7	SEE University - Tetovo
	22	17	3	-	Faculty of Contemporary Sciences and Technologies
	16	10	4	3	Faculty of Law
-	27	21	2	1	Faculty of Business Economics
	17	12	1	1	Faculty of Public Administration and Political Sciences
,	19	14	6	2	Faculty of Languages, Culture and Communications
-	73	67	12	11	FON University - Skopje
	10	8	1	1	Faculty of Design and Multimedia
	11	11	2	2	Faculty of Law
,	9	9	-	-	Faculty of Political Sciences, Diplomacy and Journalism
	11	8	2	2	Faculty of Economic Sciences
	4	4	5	5	Faculty of Applied Foreign Languages
	5	5	-	-	Faculty of Detectives and Security
	7	6	2	1	Faculty of Information Sciences and Communication Technologies
	7	7	-	-	Faculty of Sport Management
	9	9	-	-	Faculty of Architecture

T-06.01.7:

T-06.01.7: Teachers at public and private tertiary educational institutions

	Teachers		Supporting staff		
	total	full-time	total	full-time	
-	56	32	54	12	American College - Skopje
	8	6	16	8	Faculty of Architecture and Design
	5	4	5	-	Faculty of Computer Science and IT
	18	10	12	2	Faculty of Business Economics and Organisational Sciences
	10	4	2	-	Faculty of Political Sciences
	3	2	4	1	Faculty of Foreign Languages
	6	3	6	-	Faculty of Law
	6	3	9	1	Faculty of Law
" "	18	9	23	7	International University Vision
	3	2	6	2	Faculty of Architecture
	3	1	4	-	Faculty of Economics
	3	1	5	-	Faculty of Computer Sciences
	5	3	5	3	Faculty of Law
	4	2	3	2	Faculty of Social Sciences
	32	27	12	12	University of Tourism and Management - Skopje
-	40	25	18	14	MIT - Management and Information Technologies - Skopje
-	87	53	20	20	International Slavic University "Gavrilo Romanovic Derzavin" - Svet Nikole
" "					
	19	13	4	4	Faculty of Security and Engineering
	27	18	5	5	Faculty of Economics and Organization of Entrepreneurship
	18	6	2	-	Information and technology University
	14	7	5	5	Faculty of Law
	16	9	6	6	Faculty of Psychology
-	8	5	-	-	Faculty of Business Economics - Skopje
-	14	7	1	-	Euro College - Kumanovo
-	40	14	6	-	University for Audiovisual Arts - ESRA
- " "					

T-06.01.8

T-06.01.8 Students at public and private tertiary education institutions

	/ Students				
	/total		/full time		
	all	females	all	females	
					FACULTIES AND HIGHER VOCATIONAL SCHOOLS, TOTAL
2014/2015	59 359	32 175	52 230	28 305	2014/2015
2015/2016	59 865	32 837	53 274	29 277	2015/2016
2016/2017	58 083	32 297	51 820	28 811	2016/2017
2017/2018	56 941	31 669	50 701	28 158	2017/2018
2018/2019	53 677	30 352	48 525	27 347	2018/2019
	46 678	27 475	42 504	24 863	Public tertiary institutions
	6 648	2 727	5 760	2 382	Private tertiary institutions
	351	150	261	102	Religious faculties
					Public tertiary institutions
					Higher vocational schools
	693	537	559	417	Higher Medical School - Bitola
/					Universities/Faculties - total
"	25 220	15 225	23 943	14 346	University "Ss. Cyril and Methodius" - Skopje
-	1 294	902	1 242	869	Faculty of Natural Sciences and Mathematics
	597	441	597	441	Faculty of Architecture
	917	399	917	399	Faculty of Civil Engineering
	1 100	384	1 100	384	Faculty of Mechanical Engineering
	1 313	604	1 313	604	Faculty of Electrical Engineering and Information Technology
-	406	288	406	288	Faculty of Technology and Metallurgy
	2 735	2 002	2 470	1 785	Faculty of Medicine
	493	336	493	336	Faculty of Dentistry
	771	640	771	640	Faculty of Pharmacy
	127	68	127	68	Faculty of Veterinary Medicine
	433	193	390	173	Faculty of Agricultural Sciences and Food
	175	68	132	50	Faculty of Forestry
	3 105	1 915	2 983	1 840	Faculty of Economics
	1 336	864	1 301	841	Faculty of Law
	2 554	1 816	2 240	1 605	Faculty of Philosophy
	2 007	1 622	1 941	1 565	Faculty of Philology
	918	788	691	595	Faculty of Pedagogy
	385	71	314	59	Faculty of Physical Education, Sport and Health
	139	82	139	82	Faculty of Fine Arts
	365	162	364	162	Faculty of Music
	86	28	86	28	Faculty of Dramatic Arts

T-06.01.8

T-06.01.8 Students at public and private tertiary educational institutions

		/ Students				
		/total		/full time		
		all	females	all	females	
		491	328	453	308	Faculty of Design and Technologies of Furniture and Interior
		3 473	1 224	3 473	1 224	Faculty of Information Science and Computer Engineering
"	" -	4 139	2 210	3 820	2 046	University "St. Kliment Ohridski" - Bitola
		512	180	480	175	Faculty of Technical Engineering
		115	67	108	65	Faculty of Biotechnical Sciences
		62	18	62	18	Faculty of Veterinary Medicine
		503	154	502	154	Faculty of Computer Sciences and Information Technologies
		319	254	294	233	Faculty of Pedagogy
-	-	189	137	163	116	Technological-Technical Faculty - Veles
		542	341	520	329	Faculty of Economics - Prilep
		926	493	748	406	Faculty of Security - Skopje
		239	163	221	152	Faculty of Law - Kitchevo
		732	403	722	398	Faculty of Tourism and Hospitality - Ohrid
"	" -	8 237	4 771	6 427	3 699	University "Goce Delchev" - Shtip
		513	184	428	155	Faculty of Computer Sciences
		524	212	372	163	Faculty of Natural and Technical Sciences
-	-	185	116	145	94	Technological-Technical Faculty - Probishtip
		153	39	112	36	Faculty of Electrical Engineering - Radovis
		380	157	284	123	Faculty of Agricultural Sciences
		703	468	551	366	Faculty of Economics
-	-	318	217	226	165	Faculty of Law - Kochani
		254	200	162	122	Faculty of Pedagogy
-	-	135	45	135	45	Military Academy - Skopje
		622	458	409	281	Faculty of Philology
		232	54	232	54	Faculty of Music
		15	9	15	9	Academy Films
		40	26	40	26	Art Academy
		2 480	1 757	2 057	1 442	Faculty of Medical Sciences
-	-	185	48	122	36	Faculty of Mechanical Engineering - Vinica
		1 498	781	1 137	582	Faculty of Tourism and Business Logistics, Gevgelija
		375	126	374	126	University for Information Science and Technology "St. Paul the Apostle" - Ohrid
"	" -	47	19	47	19	Faculty of Information and Communication Sciences

T-06.01.8

T-06.01.8 Students at public and private tertiary educational institutions

		/ Students				
		/total		/full time		
		all	females	all	females	
		94	36	93	36	Faculty of Information Systems, Visualization, Multimedia and Animation
		114	31	114	31	Faculty of Computer Science and Engineering
		34	9	34	9	Faculty of Communication Networks and Security
		86	31	86	31	Faculty of Machine Intelligence and Robotics
		7097	4241	6525	3883	State University - Tetovo
		476	135	476	135	Faculty of Applied Sciences
		811	568	680	484	Faculty of Philology
		526	388	475	358	Faculty of Philosophy
		236	135	236	135	Faculty of Arts
		518	274	498	268	Faculty of Economics
		1934	1318	1755	1178	Faculty of Medical Sciences
		710	433	709	433	Faculty of Natural Sciences and Mathematics
		98	40	98	40	Faculty of Food Technology
		634	263	576	236	Faculty of Law
		220	18	169	15	Faculty of Physical Education
		299	160	299	160	Faculty of Business Administration
		579	501	498	433	Faculty of Pedagogy
		56	8	56	8	Faculty of Agriculture and Biotechnology
		917	365	856	346	State University - Tetovo
		1	-	1	-	Construction and Architecture
		100	24	98	23	Faculty of Information Science
		89	33	77	31	Faculty of Social Sciences
		362	157	326	144	Faculty of Social Sciences
		298	101	287	98	Faculty of Technical Sciences
		67	50	67	50	Faculty of Technology
						Religious faculties
		80	6	67	4	Orthodox Faculty of Theology - Skopje
		271	144	194	98	Faculty of Islamic Sciences - Skopje
						Private tertiary institutions
						Higher vocational schools
		199	73	95	38	Business Academy Smilevski
						Universities/Faculties
		504	221	504	221	European University - Skopje

T-06.01.8

T-06.01.8 Students at public and private tertiary educational institutions

		/ Students				
		/total		/full time		
		all	females	all	females	
		30	9	30	9	Faculty of Informatics
		74	28	74	28	Faculty of Economics
		43	23	43	23	Faculty of Law
		109	34	109	34	Faculty of Detectives and Criminology
		66	49	66	49	Faculty of Art and Design
		182	78	182	78	Faculty of Dentistry
		1 849	785	1 649	696	SEE University - Tetovo
		368	172	339	160	Faculty of Law
		470	242	423	223	Faculty of Business and Economics
		290	96	240	78	Faculty of Contemporary Social Sciences
		324	204	277	171	Faculty of Languages, Culture and Communication
		397	71	370	64	Faculty of Contemporary Sciences and Technologies
		863	349	698	300	FON University - Skopje
		87	15	74	12	Faculty of Information and Communication Technologies
		91	45	62	33	Faculty of Law
		56	25	39	16	Faculty of Political Sciences, Diplomacy and Journalism
		130	57	120	52	Faculty of Economics
		217	51	135	39	Faculty of Detectives and Security
		61	45	57	43	Faculty of Applied Foreign Languages
		137	79	130	73	Faculty of Design and Multimedia
		28	3	25	3	Faculty of Sport Management
		56	29	56	29	Faculty of Architecture
		564	235	512	207	American College - Skopje
		99	15	90	14	Faculty of Computer Science and IT
		241	109	215	94	Faculty of Business Economics
		52	29	47	25	Faculty of Political Sciences
		126	52	126	52	Faculty of Architecture and Design
		27	17	19	13	Faculty of Law
		19	13	15	9	Faculty of Foreign Languages
		86	41	53	26	MIT - Management and Information Technologies - Skopje
		10	3	5	1	Faculty of Management of Eco Resources
		45	18	25	10	Faculty of Security, Criminology and Financial Control
		5	3	3	2	Faculty of Architecture

