

World Tourism Day 27 Sep 2017

Sustainable Tourism

a Tool for Development



In the period June-September 2016, most of the passengers in foreign-registered vehicles (**48%**) transited through the Republic of Macedonia. (According to the Survey on Foreign Visitors at Border Crossings).

According to the Survey on Foreign Tourists in Accommodation Establishments, the average expenditure of foreign tourists per night in 2016 was **9 040** denars.



In 2016, the average number of nights spent by foreign tourists in hotels was **2.04**.

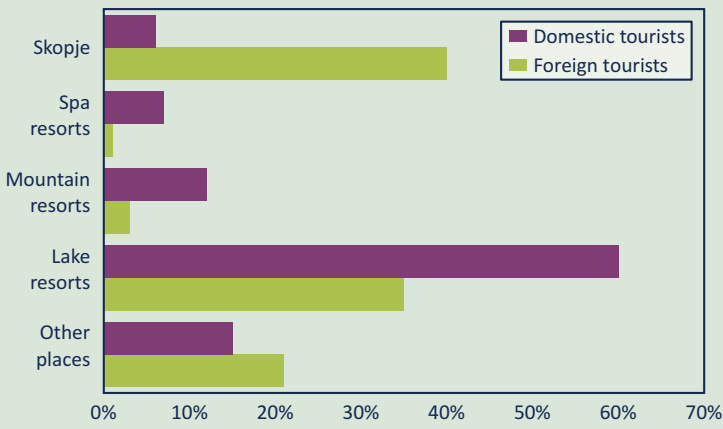


Foreign tourists who stayed in the Republic of Macedonia in 2016 spent the most nights (**42%**) in **4-star hotels**.

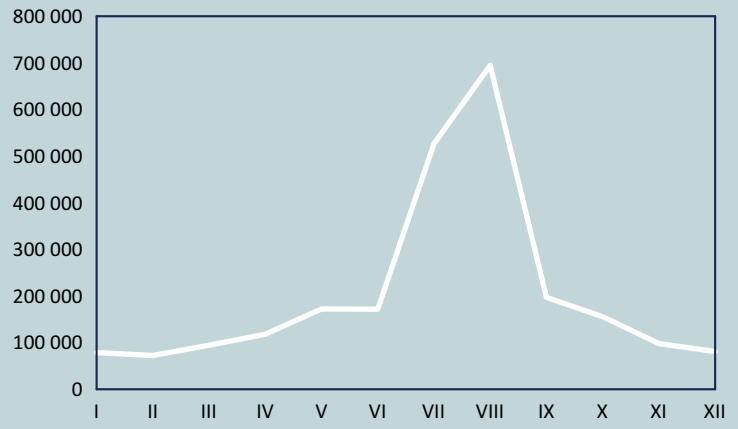
The most foreign tourists in 2016 came from **Turkey, 105 738** or **21%** of the total foreign tourists; visitors from **Turkey** also spent the most nights, **152 748** or **14%** of the total number of overnight stays.




Structure of domestic and foreign tourists by types of tourist resorts, 2016



Nights spent by tourists, by months, 2016



In 2016, **205 683** domestic tourists stayed in **lake resorts**, accounting for **59%** of the total number of domestic tourists.



In 2016, according to the types of tourist resorts, **lake resorts** in the Republic of Macedonia had the most tourists, **382 983**, followed by **Skopje**, which had **228 602** visitors.

The number of foreign tourists in **Skopje** in 2016 was **206 796**, making up **40%** of the total number of foreign visitors, while **177 300** foreign tourists or **35%** stayed in **lake resorts**.

Average rating of services by foreign tourists, 2016

| | Total | Hotels | Motels | Spas |
|---------------------------------------|-------------|-------------|-------------|-------------|
| Average rating - total | 4.05 | 4.05 | 4.31 | 4.14 |
| Accommodation | 4.56 | 4.55 | 5 | 4.48 |
| Cleanliness of public areas | 3.68 | 3.67 | 3.87 | 4.57 |
| Safety | 4.12 | 4.11 | 4.72 | 4.74 |
| Health services | 3.92 | 3.89 | 4.4 | 4.89 |
| People's friendliness | 4.62 | 4.62 | 4.55 | 4.71 |
| Airport facilities | 3.93 | 3.93 | 4.67 | 3.59 |
| Restaurants | 4.18 | 4.18 | 4.63 | 4.02 |
| Road network | 3.11 | 3.11 | 3.48 | 2.8 |
| Entertainment/night life | 3.98 | 3.99 | 3.95 | 2.56 |
| Natural environment | 4.37 | 4.37 | 4 | 4.05 |
| Cleanliness of beaches and lakes | 3.71 | 3.71 | 3.84 | 4 |
| Facilities on the beach | 3.67 | 3.66 | 4.1 | 5 |
| Archaeological and historic resources | 4.38 | 4.37 | 4.41 | 4.81 |



Tourism and hospitality account for **1.2%** of the total gross domestic product.

